



<http://www.site4dream.com>

<http://www.toplifestore.com>

NEWS MODULE VERSION 1.50+

How to install news module 1.50+ in opencart system

MADE BY JUNFEI,CHEN

POWERED BY <http://www.toplifestore.com>

Hi, everyone! Thanks for phrasings this module. Hopefully you are going to enjoy it. Okay, let's start how to install this module.

Step 1:

Upload all files in this folder to your server.

Note: this module won't replace any file in your current system. Thus feel confident, please.

Step 2:

In this step, some places need to be modified. Please follow my step carefully.

Open file: `admin\view\template\common\header.tpl`

And find:

```
79      <li><a href="<?php echo $manufacturer; ?>"><?php echo $text_manufacturer; ?></a></li>
80      <li><a href="<?php echo $download; ?>"><?php echo $text_download; ?></a></li>
81      <li><a href="<?php echo $review; ?>"><?php echo $text_review; ?></a></li>
82      <li><a href="<?php echo $information; ?>"><?php echo $text_information; ?></a></li>
```

And copy the script circled by red color and phase after it, and then modify new script as following:

```
81      <li><a href="<?php echo $review; ?>"><?php echo $text_review; ?></a></li>
82      <li><a href="<?php echo $information; ?>"><?php echo $text_information; ?></a></li>
83      <li><a href="<?php echo $news; ?>"><?php echo $text_news; ?></a></li>
84  </ul>
```

Next file needed to open is:

`admin\language\english\common\header.php`

Add `$_['text_news'] = 'News';` after `$_['text_information'] = 'Information';`

```
23  $_['text_information'] = 'Information';
24  $_['text_news']       = 'News';
```

Then open file:

`admin\controller\common\header.php`

Two places need to be modified:

Part one:

Find script on 48 lines:

```
46 $this->data['text_dashboard'] = $this->language->get('text_dashboard');
47 $this->data['text_help'] = $this->language->get('text_help');
48 $this->data['text_information'] = $this->language->get('text_information');
```

Copy the script circled and phase after it and modify it as:

```
47 $this->data['text_help'] = $this->language->get('text_help');
48 $this->data['text_information'] = $this->language->get('text_information');
49 $this->data['text_news'] = $this->language->get('text_news');
50 $this->data['text_language'] = $this->language->get('text_language');
```

`$this->data['text_news'] = $this->language->get('text_news');`

Part two:

Try to find 126 lines of script at the same file, copy it and phase after it

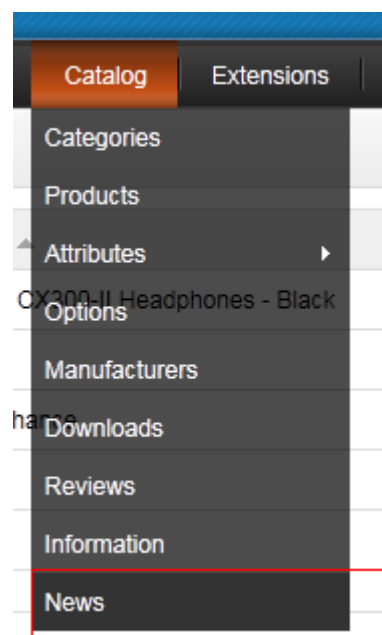
```
124 $this->data['geo_zone'] = $this->url->link('localisation/geo_zone', 'token=' . $this->session->data['token'], 'SSL');
125 $this->data['information'] = $this->url->link('catalog/information', 'token=' . $this->session->data['token'], 'SSL');
126 $this->data['news'] = $this->url->link('catalog/news', 'token=' . $this->session->data['token'], 'SSL');
```

Copy the script circled and phase after it and modify it as:

```
125 $this->data['geo_zone'] = $this->url->link('localisation/geo_zone', 'token=' . $this->session->data['token'], 'SSL');
126 $this->data['information'] = $this->url->link('catalog/information', 'token=' . $this->session->data['token'], 'SSL');
127 $this->data['news'] = $this->url->link('catalog/news', 'token=' . $this->session->data['token'], 'SSL');
128 $this->data['language'] = $this->url->link('localisation/language', 'token=' . $this->session->data['token'], 'SSL');
```

`$this->data['news'] = $this->url->link('catalog/news', 'token=' . $this->session->data['token'], 'SSL');`

So far, you can go back to administration panel, you should see 'new' on the drop down list; and it seems work well.



Admin panel

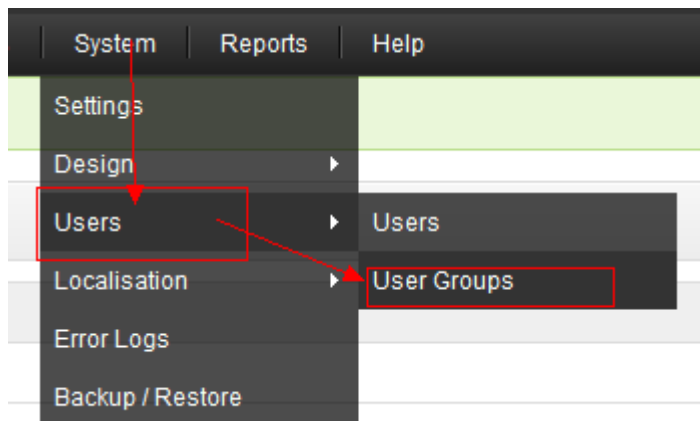
After finishing scripts part, next thing we need to do is to do configuration in admin panel.

Login in your opencart system

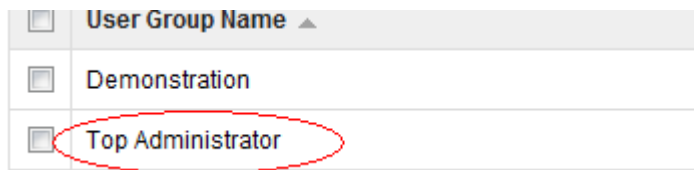
Step 1:

Set Permission for Administer role

Click system, and then Users and move to its children User Groups



Click edit of Top Administrator



Tick all blank radio on related to news

Name:

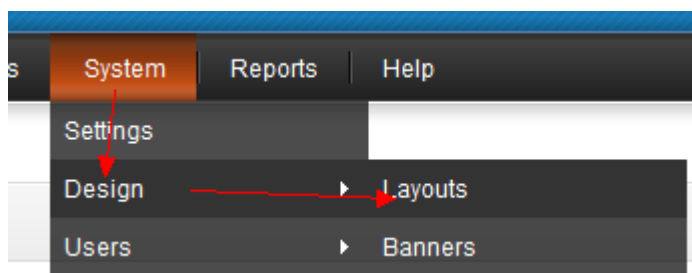
ission: ☐ catalog/attribute
☐ catalog/attribute_group
☐ catalog/category
☐ catalog/download
☐ catalog/information

ssion: ☐ catalog/attribute
☐ catalog/attribute_group
☐ catalog/category
☐ catalog/download
☐ catalog/information

Step 2:

Create new layout for news

Click system and then design, and click its children Layout



Click insert button on your right

Insert
Delete

Action

And create two layouts:

<input type="checkbox"/>	allnews
<input type="checkbox"/>	news

Allnews:

Layouts

* Layout Name:
allnews

Store:
Route:

Default

allnews

News:

Layouts

* Layout Name:
news

Store:
Route:

Default

news

Well done! I show you the screen shot of my website:

Module screen:

news

- [Angry Birds](#)
- [2011 Paul Smith For sale](#)
- [2011 all earphone for sale](#)
- [Read all news](#)

All news:


news

- [Angry Birds](#)
- [2011 Paul Smith For sale](#)
- [2011 all earphone for sale](#)

[Read all news](#)

[Home](#) » [All News](#)


NEWS

[Angry Birds](#)

Post Date:2011-06-13

Lucky angry birds T-shirt arrived at toplifystore last week. they are 100% cotton and fashion style. very suitable for fans who are crazy about angry birds. right now, any customer who buy the t-shirt will get a free sony earphone as a gift. please remember to place that "I need sony earphone" on your comment while placing your order. All right are hold by Toplifestore If you have any question or suggestion, please contact our sale team. ...


[\[read more\]](#)

[2011 Paul Smith For sale](#)

Post Date:2011-06-13

In toplifystore, we do offer specifical price for paul smith scarves. all of them are brand new and prefect condition. Just for this season! You will be going to love them. From now on, all customers who buy three or more will get more discount from us. For more information, please contact our sale team ...

[\[read more\]](#)

[2011 all earphone for sale](#)

Post Date:2011-06-13

all earphone provided by Toplifestore L T D is cleaning up. hurry up! try to find one that fit your taster. ...

[\[read more\]](#)

[Continue](#)

Thanks very much!

If you have any question about installation, plz contact me by email:jc08abq@gmail.com